

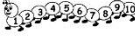
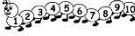






This is our new homework grid, which is for this half term. You can complete any of the activities on the grid and then bring it into school to show us and tick it off the list in your classroom. If you are not sure, find an activity difficult or want to tell us anything, see your teacher so that we can help.

Key Skills	<p><i>Bookmasters</i></p> <p>Research the journeys that different rivers take.</p> 	<p><i>Letters and Sounds</i></p> <p>Practise writing all the phase 3 or 5 sounds using the phonics mat.</p> 	<p><i>Mental maths</i></p> <p>Practise counting in 2s, 5s and 10s. Write down the numbers you use.</p> 	<p><i>Numeracy</i></p> <p>Read and write your numbers up to 100.</p> 
	Map skills	<p><i>Get Creative</i></p> <p>Make a collage of a river using different materials</p> 	<p><i>Research</i></p> <p>Research which animals live by a river, and why are they able to live there.</p>	<p><i>Literacy</i></p> <p>Write your own ending to the story of The Ugly Duckling.</p>
water	<p><i>Numeracy</i></p> <p>Find different objects from around the house. Put them in order from heaviest to lightest.</p>	<p><i>Thinking skills</i></p> <p>Grow a plant at home, what do you need to keep it alive?</p>	<p><i>Literacy</i></p> <p>Write the alphabet in capitals and lower case, starting each letter from the line</p> 	<p><i>Research</i></p> <p>How many rivers can you think of from around the world and what countries are they in?</p>
	<p><i>Get Active</i></p> <p>Take a walk by a river in Sheffield, what do you see?</p> 	<p><i>Research</i></p> <p>Find 5 facts about http://www.wateraid.org/uk</p>	<p><i>Numeracy</i></p> <p>Practise writing all the number facts to 20</p> 	<p><i>Get Creative</i></p> <p>Try different mediums and techniques to recreate Monet's water lillies picture.</p> 