

Homework Grid












Year Group:

Y2 (Miss Robson)

Half term:

Summer 1

This is our homework grid, which is for this half term. You can complete any of the activities on the grid and then bring it into school to show us. If you are not sure, find an activity difficult or want to tell us anything, see your teacher so that we can help.

Key Skills Topic Topic Topic	<p>Design your own castle using junk modelling</p> 	<p>Go to the library and see if you can find any books about castles. Bring these into school.</p> 	<p>Use http://www.primaryhomeworkhelp.co.uk/Castles.html to research castles and Medieval life. Write interesting sentences using the information you have gathered.</p>	<p>Read your reading book and talk about the story.</p> 
	<p>Draw a jester and describe what they looked like and did</p> 	<p>Teach your family a game we have learnt in PE</p> 	<p>Design your own healthy fruit salad or smoothie. What fruit will you choose? Write a recipe and bring it into school</p> 	<p>Can you describe 2D and 3D shapes by their properties? Make some cards to play 'I'm thinking of a shape..'</p> 
	<p>Practise maths using http://www.mymaths.co.uk</p> 	<p>Write a list of fairy tales that are set in castles. How many can you find?</p> 	<p>Practise saying your number bonds to 10, 20 and 100. E.g. 3+7 = 10, 13 + 7 = 20, 30 + 70 = 100</p>	<p>Write your own fairy tale set in a castle</p> 
	<p>Practise saying your doubles and halves ("Double 1 is 2, half of 2 is 1; Double 2 is 4, half of 4 is 2") etc</p>	<p>Make some puppets of people who lived in castles. Use these to act out a puppet show.</p>	<p>Design your own flag for your castle. What symbols and colours will you choose?</p> 	<p>Practise your times tables starting with 2, 5 and 10 times tables ("One 2 is 2, two 2s are 4" etc). Then move onto 3s and 4s, then 6s</p>

