

Homework Grid
















Year Group (teacher):

F2 (Mrs Hanson)

Half term:

Summer 2

This is our new homework grid, which is for this half term. You can complete any of the activities on the grid and then bring it into school to show us and tick it off the list in your classroom. If you are not sure, find an activity difficult or want to tell us anything, see your teacher so that we can help.

Key Skills	 <p>Handwriting- Keep practicing writing the letters of the alphabet. (If you need a sheet with the correct formation for each letter please see Mrs Hanson or Mrs Tynan)</p>	 <p>Reading- try and share a book 5 times a week with someone in your family- don't forget to record it in your reading diary.</p>	 <p>Maths Play some maths games www.sumdog.com</p>	
	 <p>Research- Find out about animals that live in the sea. Draw pictures and write about them.</p>	 <p>Get Creative- make a beach collage.</p>	 <p>Get Creative- go for a picnic.</p>	 <p>Story telling- Tell the story of the snail and the whale (week 3 onwards)</p>
	 <p>Literacy- write a poem about sea animals.</p>	 <p>Get Creative- make a model of a lighthouse.</p>	 <p>Get Creative- Make some food and write instructions.</p>	 <p>Literacy- Visit the Library and read some books.</p>
	 <p>Maths- practise number bonds to 5 and 10.</p>	 <p>Research- Which foods are healthy? Make a healthy food picture.</p>	 <p>Maths- doubling numbers to 5. If you can do that try numbers to 10.</p>	 <p>Literacy- Write a list of words to describe the beach and the sea. Can you use or write them in a sentence?</p>

Homework Grid

Year Group (teacher):

F2 (Mrs
Hanson)

Half term:

Summer 2



Together we are Porter Croft